



CHILMINGTON HOUSE

ARMADALE COURT
WESTCOTE ROAD
READING
RG30 2ES








Chilmington House is a small 7 bedded specialist residential service for both male and female adults with complex learning, physical, health needs and multi-sensory challenges and loss.

The service is set in a purpose-built bungalow with an accessible beautiful garden.

Our team provides 24-hour direct care and support, delivering holistic and therapeutic individualised specialist complex care.

BEING ACTIVE IN YOUR COMMUNITY

-  There is a Tesco, Asda and Aldi a short walk away in the Town Centre.
-  A GP and Dentist are a short drive away
-  Plenty of places to eat and drink from pubs and family friendly restaurants to independent bars and cafes.
-  Train station is a 5 Minute walk away.
-  Bus stops are a short walk from the house with access into Reading and other local towns

Chilmington House supports people in a personalised way, giving them bespoke support that increases skills and enables them to meet their full potential; be respected as individuals; exercise choice and control over their lives; to participate in their local community and lead valued lives.

People living at Chilmington House are actively encouraged to engage in social activities both inside and outside of the home. Staff support people in developing, accessing and maintaining hobbies and leisure interests in a variety of venues such as clubs; colleges; leisure centres and places of worship etc.

FEEDBACK FROM FAMILIES & PROFESSIONALS

“ The team are amazing. It makes me realise how much you do for (name of relative) and how lucky we are that you are there. ”

“ Incredibly responsive, especially to medical issues. ”

WHY POTENS?

We remain committed to '**Supporting your Choice**'

We have over 30 years' experience of delivering specialist community, residential, supported living, respite, educational and day opportunities services for children and adults with learning disabilities, autism, mental health and complex needs.

4 REASONS TO CHOOSE POTENS

TRUST

Ensure that all communications are truthful, understandable to those it affects and maintains the relationship of reliability.

POSITIVE REGARD

Recognising and respecting the differences that every individual brings, both good and bad, and making the necessary adjustments to assist individuals to positively grow.

SHARED LEARNING

An undertaking to: the sharing of knowledge, skills, attitudes and understanding which would ensure that any activity that will be undertaken, will be done to the best of our collective abilities.

EQUALITY

Treating everyone differently in order to afford them the same opportunities. Through personalisation, empowering individuals to make choices and overcome obstacles.






We are ready to welcome someone between the age of 18 - 65.

We support a range of individuals with:

- Learning disabilities
- Behaviours that can challenge
- Physical Disability
- Complex Needs



KEY FEATURES

-  **7 bedrooms**
-  **Large communal lounge**
-  **Communal dining room**
-  **Garden area and outdoor space**
-  **Close links into Reading**
-  **Communal kitchen**
-  **Short walk from local amenities**
-  **Local transport networks**

To find out more about the service, or to make a referral please contact:

Claire Koczubik
Service Manager
01189 567877

claire.koczubik@potens-uk.com

www.potens-uk.com



@Potens_UK



Potens-UK

